

# **How to Make a Healthy Stream of Income from eBay on a Daily Basis**

**By: Brian McGregor**

Note: This document is for informational purposes only. I can make no guarantee of your success using the steps shown.

## **Introduction**

**The main plan for this income stream is to sell customized physical goods on eBay which are delivered via dropshipping.**

**Depending on what you are selling, and the quality of your items and designs, you could be making anywhere from an extra \$20-\$150 a day. That's \$560-\$3000+ per month!**

### **Step 1**

**The first thing you need is an eBay account. If you already have an eBay account with some feedback established, that's great. You can go to Step 2.**

**If you have to create an eBay account, go to <http://www.ebay.com> or <http://www.ebay.co.uk> or your eBay country site, and register a new account.**

**Once you've opened your eBay account, you'll need to build up some feedback. Here is a free report you can download which shows you how build up feedback very quickly.**

**[http://www.workwinners.com/Download\\_Feedback\\_Accelerator.htm](http://www.workwinners.com/Download_Feedback_Accelerator.htm)**

### **Step 2**

**You will need a PayPal Business account. If you already have a PayPal Business account, go to Step 3.**

**If you have to open a PayPal account, go to <http://www.paypal.com> or <http://www.paypal.co.uk> and register a new account.**

**If you have a PayPal personal account, you will need to upgrade it to a Business account.**

**This is so you can accept credit card payments from customers through PayPal.**

### **Step 3**

**Finally, you need products. You are going to use the supplier I use, artscafe. There are several great thing about artscafe.**

First, artscafe have a good range of products at very low cost, which you can sell on eBay for significant profits.

Second, you can customize any of these products with any images you want.

Third, artscafe will produce your customized product, package it and ship it directly to your customer.

Finally, with this arrangement with artscafe, you can sell one product at a time, there is no minimum order requirement.

In summary, with artscafe.com you have the opportunity to create your own range of customized products, making your eBay auctions unique. With customization, you simply find an image, upload it to your artscafe account, and select which artscafe products you want to put your picture in. You could customize watches, coasters, t-shirts, charms, and much more!

Whenever you get an order from your eBay customer, you simply inform artscafe using the online forms they provide, and they ship the ordered customized product directly to your customer.

Register now for a Drop Shipping account at <http://www.artscafe.com>. Go to the site, and select Drop Shipping from the horizontal menus at the top of the screen. They describe how their dropshipping system works, giving you examples and video tutorials.

Note: Membership is \$20 a month, payable via PayPal. But you get a **30 day free trial**, so you can see if this is working for you before your first monthly subscription kicks in.

Artscafe is based in Hong Kong and will ship anywhere in the world. Generally speaking it takes 7-10 days for products to arrive with customers in the US, and maybe a bit less in other parts of the world. This timescale is not unreasonable given that the products are customized. Other eBay sellers using this method regularly receive feedback complimenting them on their fast shipping.

Here is the process in a nutshell.

You will create a virtual inventory of products on artscafe from the selection they offer. You upload your customization images for each of our selected products. You create auctions to sell your items on eBay. When a customer buys from your auction, you get paid via PayPal. You then order the item directly from artscafe, who dropship it straight to your customer.

The best part is everything is done online, and artscafe prices are shipped prices!

## Step 4

Research other eBay sellers using this system and see how they do it.

To undertake this research go into eBay's "Advance search" option, and search for completed items by each seller.

Express | Stores |


---

ems

Enter keyword or item number  In this category

See [general search tips](#) and [advanced search commands](#).

Search title and description  Completed listings only  Save this search to My eBay



Exclude these words

Exclude words from your search

Items Priced  
Min: US \$  Max: US \$

From Sellers

From any Sellers

From specific sellers (enter sellers' user IDs)  
   
Search up to 10 sellers, separate names by a comma or a space.

From My Favorite Sellers  
Search sellers from [My Favorite Sellers](#) list

Location  
 Preferred Locations

Here are several sellers who are currently making good money with artscafe products.

[Alegriarose](#) – this seller sells all sorts of things from artscafe with success.

[En-somnia](#) – Sells all sorts of things from artscafe.

[thewatchandjewelryking](#) – Mainly watches.

There are plenty of other eBay sellers using artscafe products. There are more listed on artscafe website in the Drop Shipping section. Also, if you look for some products on artscafe, you can use part of the product description in eBay's Advanced Search tool to identify other eBay sellers offering artscafe products. And, if you search for

completed listings, you will see what is selling and for how much.

## **Step 5**

**I will now explain how to create a customized product in your artscafe account.**

**Animal related products are always popular, so we'll use the Keeshond dog as an example.**

**First, we need an image of a Keeshond. I could try one of these two royalty free photo libraries:**

**<http://www.sxc.hu/index.phtml>**

**<http://www.bigstockphoto.com>**

**Or I can search on Google for Keeshond, and look for an acceptable image in the search results.**

**It is best to use a high quality image so that when it is transferred to the product it will be good quality, therefore reducing the likelihood of complaints or returns.**

**Here is the image I've decided to use:**



**Now, I go into my artscafe account and upload the image. I click on “File Manager” and upload my image into a folder. In your account, it could eventually be useful to create individual folders to store images in groups so that you can locate them easily later.**

ts - File Manager - Mozilla Firefox

om/Member/FileManager.aspx

ace DreamHost Control P... My eBay Summary MSN.com GMAIL Arts Cafe - Custom T... OT The Warrior Forum GFY Webmaster Board VideoBox

- Custom T-Shirt & Oth...

**ArtsCafe** .com Create, buy or sell anything you can think of. [Cart](#) | [Forum](#) | [Sign In](#) | [Register](#) | [Help](#)

Home My Account Open a Store Design Your Own Marketplace Drop Shipping VIP Domain Store SuperVIP













**Members Area**  
[Update Profile](#)  
 → **File Manager**  
[Image Templates](#)  
[Order History](#)  
[Service](#)  
[Service Status](#)  
[Inbox](#)  
**My Stores**  
[All Stores](#)  
[Sales Report](#)  
[Dollar History](#)  
[Quick Add Product](#)  
[Quick List Product](#)  
[Order Overview](#)  
[Product Orders](#)  
**Reseller**  
[Reseller Overview](#)  
[Reseller Profile](#)  
[Reseller Invoice](#)  
[Reseller Pricing](#)  
[Reseller FAQ](#)  
[Bulk History](#)  
[Bulk Order](#)

**Please read this [Image Size & Template](#) before upload images.**

Go To: [root(20)] (Edit Folders) Move To: [Select Folder]  Check All  
 Search: [ ] [Go] [Tag Checked Files] [Delete Checked Files]

**Find Your Image**  
 Use the "Browse" button below to find a JPG or PNG image on your computer.

[Browse...] [Upload Image]

<input type="checkbox"/> keeshond.jpg  310*271 [Select] [Remove] [Tags]	<input type="checkbox"/> AOS.jpg  392*514 [Select] [Remove] [Tags]	<input type="checkbox"/> AOS.jpg  400*615 [Select] [Remove] [Tags]
<input type="checkbox"/> AOS.jpg  333*445 [Select] [Remove] [Tags]	<input type="checkbox"/> bigslick.jpg  600*450 [Select] [Remove] [Tags]	<input type="checkbox"/> pocketkingsonfire.jpeg  600*719 [Select] [Remove] [Tags]
<input type="checkbox"/> pocketkingsonfire.jpeg  500*599 [Select] [Remove] [Tags]	<input type="checkbox"/> winterlake.jpg  450*337 [Select] [Remove] [Tags]	<input type="checkbox"/> fish.jpg  450*300 [Select] [Remove] [Tags]
<input type="checkbox"/> earthspace.jpg 	<input type="checkbox"/> duckice.jpg 	<input type="checkbox"/> bluegoldspiral.jpg 

Next, I need to decide which product I am going to apply the Keeshond image to.

I decide to pick the 4 pack of rubber coasters. These cost \$2.99 shipped and, on average, I would expect to profit about \$5-\$10 on each set. Incidentally, the more unique your product is, the better chance of a sale at a higher value. After you add the product to your artscafe account, it will show up under your "Quick List Product" menu.

- Members Area
  - Update Profile
  - File Manager
  - Image Templates
  - Order History
  - Service
  - Service Status
  - Inbox
- My Stores
  - All Stores
    - Sales Report
    - Dollar History
    - Quick Add Product
    - Quick List Product
    - Order Overview
    - Product Orders
  - Reseller
    - Reseller Overview
    - Reseller Profile
    - Reseller Invoice
    - Reseller Pricing
    - Reseller FAQ
    - Bulk History
    - Bulk Order

[Return to All Stores](#)

**This store is for reseller use only. Others can't access this reseller store.**  
 Your store link is : [redacted]  
 Store Name : [redacted] Store Type : Reseller  
 Store Title : [redacted] Search :

FREE: [Edit](#) [Category](#) [Default Setting](#) [Product List](#) [Add Product](#)  
 Reseller/VIP: [Section](#) [My Template](#) [Add Template](#) [Bulk Add](#)  
 VIP: [Invoice](#) [Shipping Price](#) [Custom Page](#) [Coupon Manager](#) [Data Feeds](#)

- All Products(300)
  - Apparel & Hats(2)
  - Intimate Apparel(3)
  - Shirts (Long Sleeve)(3)
  - Shirts (Short Sleeve)(18)
  - Tank Tops(12)
  - Hats & Caps(3)
  - Kids Clothing(5)
  - Jewelry & Watches(34)
  - Bags(1)
  - Home & Office(34)
    - Cigarette Money Case
    - Business Card Holder
    - Tile Coaster
    - Framed Tile
    - Small Mousepad
    - Round Mousepad
    - Ornament (Round)
    - Ornament (Oval)
    - Ornament (Heart)
    - Ornament (Star)
    - Large Mousepad
    - Rubber Coaster (Square)
    - Rubber Square Coaster (4 pack)
    - Throw Pillow Case (Black)
    - Throw Pillow Case (Yellow)
    - Wall Clock (Black)
    - Wall Clock (Silver)
- N302143A's Home
  - Coasters(10)
  - Watches(5)
  - Mousepads(6)
  - Zippo(4)
  - Belt Buckles(2)
  - keychain pocket watch(5)
  - Nailclippers(7)
  - Letter Opener(8)
  - 3 ring keychain(1)
  - Keychains(16)
  - Moneyclip(4)
  - Flask(1)
  - Charm Watches(18)
  - Clocks(1)
  - Cigarette case(1)

**Default Product Name:**

**Default Product Description:**

**Default Product Image:**  




Now the product is in my store it is time to apply the image to it. If I click on the Design button, I can modify it slightly. I use the design button when I sell say a watch, and I want to move the image around the middle of the watch so it looks the best. However, the default positioning of the Keeshond image on the coaster looks good. So I'll go with that. My customized set of coasters is now ready to be sold on eBay. Notice the Product number above the coaster? This is the unique Product number for this customized product, and you will see this is used later.

I can now carry on adding further customized products to my artscafe account. Depending on how many products you want to set up, it will take a little time. You have to search and images, add them to your artscafe account etc. However, once you get them set up, that's it. Now, you will be using software to pretty much put this money making system on autopilot.

## Step 6

Once you have some products established in artscafe, we next need a method of efficiently listing our items on eBay.

Although you can start out listing manually, I strongly suggest you use eBay's Turbo Lister. It's free and you can download it from here:

[http://pages.ebay.com/turbo\\_lister/index.html](http://pages.ebay.com/turbo_lister/index.html)

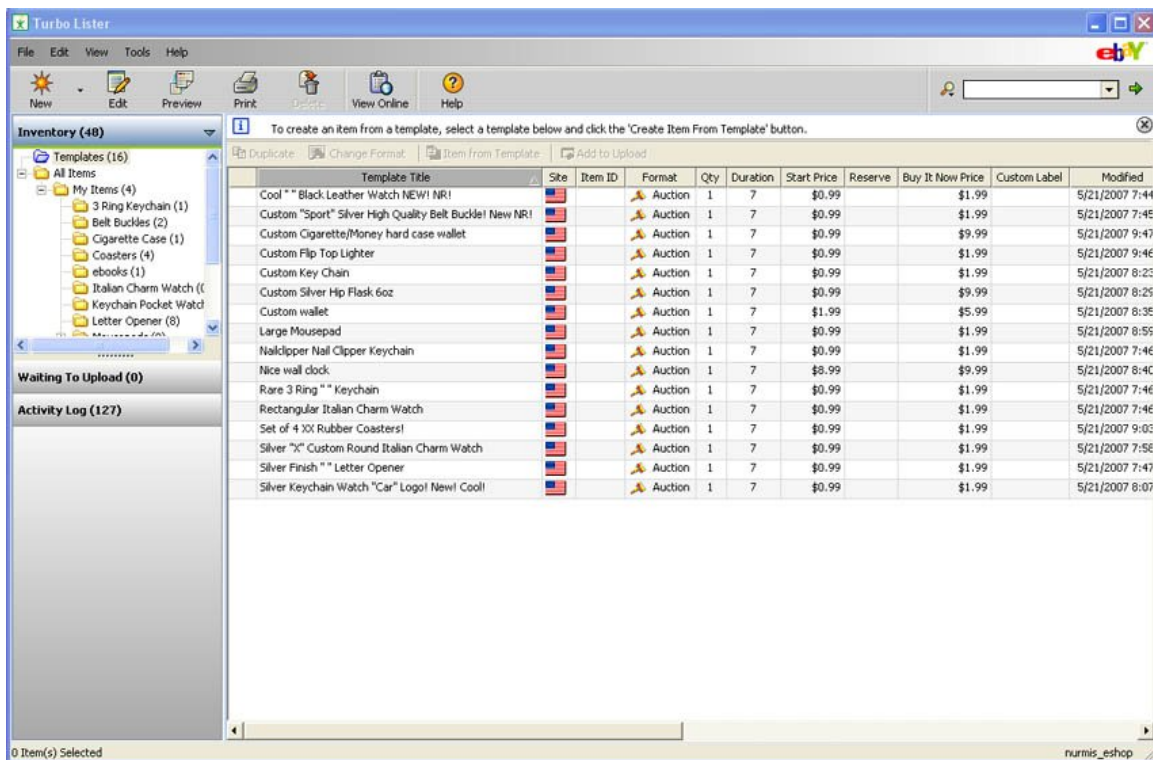
[http://pages.ebay.co.uk/turbo\\_lister/index.html](http://pages.ebay.co.uk/turbo_lister/index.html)

With Turbo Lister I suggest you create a generic template for each of the product types you will be selling. For example, create a template for coasters, a template for watches etc. You can get the basis of your description from the artscafe website under product info.

Once you have a product type template designed, you can fill in the specifics. To create a new item from template, you simply select a template and click the “create item from template” button. For my rubber coasters, my template might say “Set of 4 rubber coasters”. I can click on the template and change the title to “Set of 4 Keeshond Dog Rubber Coasters CUTE!”. You use this concept for all the products which you create.

Now, you can click on upload and set it up to blast them into eBay. With Turbo Lister it is easy to duplicate auctions and list them in bulk.

When you’re done, Turbo Lister will look something like this:



## Step 7

Once you’ve sold an item, we need to convey the order details to artscafe and get the item shipped to the buyer.

**Basically, all artscafe needs to know is your customer's name and address, and the Product number.**

**You will get the name and address from the PayPal payment you have already received from your buyer. The Product number is the unique identifier generated by artscafe when you originally created the particular customized product.**

**For more details on all the processes involved, here are links to the artscafe tutorial videos:**

- [Video-01](#), How to get a FREE personalized mouse pads exclusive offer for resellers. The coupon code for FREE mouse pads was shown inside this demo.
- [Video-02](#), How to place Reseller Bulk Order (multiple addresses).
- [Video-03](#), How to get our dropship system and eBay/PayPal processing faster.
- [Video-04](#), How to add different sections and sub-sections.
- [Video-05](#), How to add some certain products into certain sections.
- [Video-06](#), How to move products from A Section to B Section.
- [Video-07](#), How to do BULK ADD products to your store.
- [Video-08](#), How to customize the invoice header and footer.

## **Auction Specific Tips**

### **Pricing**

**When you list your auctions, I recommend setting your product pricing to make at least \$5-\$6 dollars profit after costs. For example, if a watch costs \$6.99 to buy (remembering artscafe prices include shipping), we want to sell it for \$12, and preferably in the \$15 range. That shouldn't be too difficult. Many people will have no problem paying you \$15 for a unique watch that is shipped to their door.**

**You could set the watch price at say \$8 with shipping of \$7.**

**I am aware that on eBay, buyers do look out for the amount of shipping charged for an item. People may not even bid or buy if they see something priced at \$2 with shipping cost shown to be \$10. However, our item is being shipped from overseas, so a higher shipping charge would be acceptable. Make sure you mention the overseas production in your auction. The other advantage to you in having a lower auction price is that you could save on listing fees.**

### **Auction Design**

**With regard to the design of your auction page, you can use any HTML editor, such as FrontPage or Dreamweaver etc. If you don't have access to any of these, there is an excellent free HTML editor called Nvu, which you can download from here:**

---

<http://nvudev.com/index.php>

As an alternative, you could use auction templates. Here are some sources of free auction templates:

[www.desacs.com/at/basic/](http://www.desacs.com/at/basic/)

[www.deadzoom.com/auction-template](http://www.deadzoom.com/auction-template)

Whichever route you choose, you insert the resultant HTML code into Turbo Lister.

### Auction Examples

To give you an idea of auction designs used by others, here are some auctions of artscape products which have concluded successfully.

[One Hill TV Watch Sold for \\$19.03](#) (cost \$6.99)

[Ghost in the Shell watch sold for \\$19.98](#) (cost \$6.99)

[Basic soccer ball watch sold for \\$16.99](#) (cost \$6.99)

[Pirate Round Metal watch sold for \\$25.07](#) (cost \$6.99)

### Research, Research, Research!

Look for products that are popular and are selling by utilizing eBay's Advanced Search, with Completed Item function. Don't waste money by listing a bunch of products that aren't popular or aren't selling.

### Invoice Customization

Make sure you customize your artscape invoices so that your customers receive a document which looks like it came from a real business. You only need to do this once, and from that point all your invoices will be produced to the same professional level.

### Review Your Auctions

Make sure after you put up your auction, you search for it and review it. You're looking for any mistakes, such as dead pictures, bad spelling etc. Correct any problems to the HTML which goes into your Turbo Lister, and these changes will reflect in all future insertions of the auction.

### IMPORTANT!!!!

Be very careful about how you customize. It's tempting, for example, to use popular brand names and logos. However, owners of these brand names and logos may

**complain to eBay and can get your auctions removed and, eventually, have your eBay account suspended.**

**If you tried to sell watches which were customized with car badge logos like BMW, Toyota etc, you could find your auctions are removed. And the same goes for other brand names and logos.**

**Some other items that may produce problems concern the use of celebrity photos. Many auctions with celebrity photos are selling on eBay with no problems. However, there is a risk in running such auctions due to copyright issues.**

**There are plenty of customization opportunities which are very popular with the buying public. Anything with animals are always good sellers.**

**If you are creative, you can have great success with artscape and eBay.**

---